

new products

Nuance™ Multispectral Imaging Camera

Sometimes stains are a good thing

- Multispectral imaging allows more precise detection of multiple proteins within a cancer tumor, using four staining methods.
- Better identification of various receptors can lead to targeted therapy and personalized treatment for individual patients.
- Multispectral imaging camera captures information from 10 to 30 wavelengths in visible and near-infrared, as well as an automated microscope and machine learning-based software, to extract data from images.
- Capable of disentangling multiple colored protein labels when they are spatially overlapping.

To learn more:
[Cambridge Research & Instrumentation \(CRI\) Inc.](#)

www.cri-inc.com



ClickDoc mobileHealth Service

Low-cost telemedicine meets the mobile phone

- Any health worker with an off-the-shelf mobile phone can become an instant mobile clinic with two-way store-and-forward communication of data, images, video, and audio.
- Access an existing network of doctors and specialists, or expand internal communication between workers and medical staff.
- Simple and robust: Designed for the telecommunications and usage challenges of the local population in remote villages. Collect data even without reception.

To learn more: [ClickDiagnostics Inc.](#) www.clickdiagnostics.com



Fitbit Tracker

A wireless route to fitness

- Increases a user's awareness and motivation about general health and wellness.
- Data collected by the Fitbit Tracker is wirelessly uploaded to a Web site where the wearer can see their information and track their progress toward goals.
- The Web site's interface encourages users to share progress and lets people create groups so people can work towards a common goal together.

To learn more:
[Fitbit Inc.](#)

www.fitbit.com

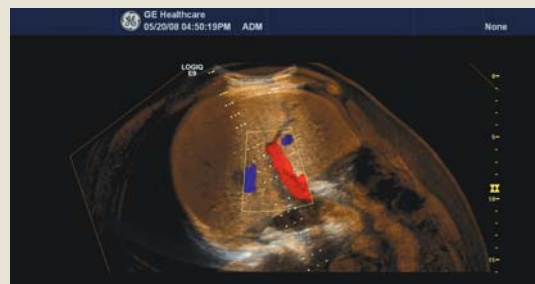


LOGIQ E9 General Imaging Ultrasound System

The new image of ultrasound

- Volume Navigation Image fusion combines real-time ultrasound with CT or MR.
- Scan Assistant, like speed-dial for ultrasound, reduces keystrokes and exam time to drive department productivity and standardization.
- Agile Imaging replaces old assumptions about ultrasound with new agile models. The result is remarkable images on every patient.

To learn more: [GE Healthcare](#) www.gehealthcare.com




RealEye™ Patient Positioning and Monitoring System

The RealEye has it

- A patient positioning and monitoring system for use as an adjunct to high-precision radiation therapy. Localizes and tracks the RealEyeable™ tracer.
- Provides a clear, objective, and user-friendly indication of the target location, as well as instructions for fast and accurate couch positioning.
- Monitors the target location throughout the treatment, providing a warning in case the target moves beyond a predefined threshold.
- Reduced need for anatomical imaging has the potential to lower the patient's exposure to non-therapeutic radiation.

To learn more: [Navotek Medical Ltd.](http://www.navotek.com) www.navotek.com




BeamPath Neuro™ CO₂ Laser

Down the right (beam) path

- The first flexible CO₂ laser scalpel for neurosurgery, BeamPath Neuro provides surgeons with a precise, no-touch microsurgical tool for central nervous system procedures.
- Designed for operating near critical structures, accessing difficult-to-reach regions of the brain and for minimizing thermal injury to adjacent healthy tissue of the brain or spine.
- BeamPath includes photonic bandgap fibers—the world's first solid-state structure-based transmitters.

To learn more: [OmniGuide Inc.](http://www.omni-guide.com) www.omni-guide.com



Digiscope system

'Eye' see it—and it's good

- For use in screening for age-related macular degeneration, glaucoma, and other syndromes affecting the eye.
- Allows technicians to easily create detailed images of the surface of the eye.
- All industrial design services for the Digiscope system were supplied by Nectar Design.



To learn more: [Nectar Design](http://www.nectardesign.com) www.nectardesign.com

Eon Mini™ Neurostimulator

It gets on your nerves—in a good way

- The world's smallest, longest-lasting rechargeable neurostimulator to treat chronic pain of the trunk or limbs, and pain from failed back surgery.
- Tiny size—10 millimeter profile and 29 gram weight—allows for a smaller incision, which gives physicians increased flexibility in selecting the implant location.

- The only small rechargeable neurostimulator to receive a 10-year battery life approval by the U.S. Food and Drug Administration.

To learn more: [St. Jude Medical Inc.](http://www.eonmini.com) www.eonmini.com
www.poweroveryourpain.com



NEW PRODUCTS

StimuHeal MyoSpare

A new type of muscular workout

- MyoSpare system minimizes muscle atrophy and muscle spasm through portable electrical stimulation.
- Patient may self-adjust the stimulation intensity to individual comfort level over a period of weeks, without need for a clinician and without replacing electrodes.
- May be used with DuraLect electrodes or standard electrodes.



Compact, battery-powered device allows for complete mobility, with little, if any discomfort.

To learn more: [StimuHeal Inc.](http://www.stimuheal.com)
www.stimuheal.com

SC-2 Telehealth Scale

A scale that's worth its weight

- SC-2 scale turns on automatically and takes a weight measurement just by stepping on it. No tapping required to turn it on.
- High capacity (440 pounds), wide footprint (15.5 inches), and works equally well on soft carpet and hard surfaces.
- RS232 data port with optional Bluetooth wireless communications.

To learn more: [TeleHealth Technologies Inc.](http://www.telehealthtechnologies.com)

www.telehealthtechnologies.com



Vulcan View™

Decision making via logic, reason, and data analysis

- Offers homecare access to financial, clinical, and operational benchmarks that calculate on the fly and contain industry data reflective of the moment.
- Perfect for an industry operating under a new, complex set of payment rules and facing a future performance-based payment system.
- Allows even the largest of enterprises the ability to keep vigil over key quality and performance information easily, on-demand and in real time.
- View data by payer, clinician, date range, disease or telehealth status.

To learn more: [Strategic Healthcare Programs LLC](http://www.SHPdata.com)

www.SHPdata.com

Outcomes | Query Results

SHP Home | Agencies | Outcomes Search | Logout

Outcomes: Emergency Care (risk adjusted) Payment Type: Medicare or Medicaid Telehealth: Comparison Date Range: 1/1/2008 - 7/31/2008

Diagnosis: All Group By: Month Results To: SHP Screen Refresh

Telehealth						Non - Telehealth					
Date	Number of Events	Total Episodes	Year Rate	CMS Risk Adjusted Ref	SHP Benchmark	Number of Events	Total Episodes	Year Rate	CMS Risk Adjusted Ref	SHP Benchmark	Date
1 Jan 08	4	16	23.0%	27.2%	25.5%	20	150	19.0%	21.4%	22.0%	Jan 08
2 Feb 08	3	17	17.6%	26.3%	23.4%	37	139	23.0%	21.9%	21.2%	Feb 08
3 Mar 08	1	10	10.0%	21.5%	22.5%	31	189	15.3%	21.3%	21.4%	Mar 08
4 Apr 08	1	11	9.1%	22.8%	21.4%	31	150	15.3%	20.8%	20.6%	Apr 08
5 May 08	3	16	12.5%	21.4%	19.7%	23	174	14.4%	20.2%	20.5%	May 08
6 Jun 08	2	18	10.5%	24.0%	21.0%	25	181	15.3%	20.7%	21.2%	Jun 08
7 Jul 08	2	14	14.3%	25.3%	18.1%	28	152	15.4%	20.8%	20.8%	Jul 08
Totals	15	103	14.6%	24.3%	21.0%	25	1119	17.0%	21.0%	21.1%	

TI Handheld Medical AFE Ultrasound

Smaller size, broader efficiency, all in your hand

- Newest models of Texas Instruments AFE family of medical ultrasound units—the industry-first 16-channel AFE851 and 8-channel AFE5801.
- Greater power efficiency and smaller carbon footprint support the new market for handheld ultrasound systems.
- Small enough to fit in a doctor's pocket, devices provide physicians and first responders in remote areas with non-invasive tool for accurate, on-site diagnosis.

To learn more: [Texas Instruments Inc.](http://www.ti.com)

www.ti.com



Alan Naditz New Products Editor
anaditz@liebertpub.com